

Tradescantia - Care Guide

Caring For Tradescantia

Spiderwort

Rooting tradescantia cuttings in a jam jar on the windowsill is about as easy as growing mustard and cress! These are popular, but quite short lived, herbaceous perennial plants which grow 15-20in in height with a greater spread as tufted clumps. They are often grown on the edge of borders, in planters and, also, make attractive long flowering greenhouse plants.

They are fully hardy if grown outside but you should remove the old flower heads when flowering is over to prolong the life of the plants by not wasting energy developing seeds. The stems are erect and branching with pointed fleshy leaves which can be tinted purple or green.

Flowering starts in early summer in these plants and carries on until autumn in what is a particularly extended flowering season. Another reason why these plants can be short lived. The flowers are borne in a succession of terminal cymes at the top of the flowering stalks.

The varieties which we offer are all x andersoniana hybrids of proven garden worth.

T. 'Blue 'n' Gold' has upright golden foliage and violet blue flowers which make an attractive contrast.



Tradescantia 'Blue 'n' Gold'



Tradescantia 'Blue 'n' Gold'



Tradescantia 'Blue 'n' Gold'



Tradescantia 'Blue 'n' Gold'




Tradescantia 'Osprey'




Tradescantia 'Osprey'




Tradescantia 'Osprey'



Tradescantia 'Purple Sabre'



Tradescantia 'Purple Sabre'



Tradescantia 'Purple Sabre'



Tradescantia 'Purple Sabre'



Tradescantia 'Zwanenburg Blue'

View this video on Youtube here <https://www.youtube.com/fXn2tUEvA8U>

Burncoose Nurseries: Gwennap, Redruth, Cornwall TR16 6BJ

Telephone: +44 (0) 1209 860316 Fax: +44 (0) 1209 860011 Email: info@burncoose.co.uk

© Burncoose Nurseries 1997 - 2024