

Fuchsia - Care Guide

Growing & Caring For Fuchias

Lady's eardrops

Many people think of fuchsias as exemplary summer bedding plants or half hardy perennials which are not necessarily hardy enough to survive the winters outdoors especially in colder parts of the county and which should therefore be propagated each year from fresh cuttings overwintered in the greenhouse. There are some 8,000 different registered fuchsia cultivars and over 100 species.

My first interest in horticulture was in growing (and selling) these sorts of fuchsias. Only a very few survive in the borders at Caerhays 50 years on!

What Burncoose offers today are a selection of mainly very hardy fuchsias for the woodland garden or as permanent features in a herbaceous border. There are also some climbing fuchsias, a groundcover fuchsia and a few very popular hardier species and varieties to cheer up a shrub or herbaceous border. The pruning and care requirements for these different categories of fuchsia are quite different and it is easiest to deal with them individually.

Fully Hardy Fuchsias As Hedging Or As Shrubs

F. magellanica, the Hardy fuchsia from Chile, flowers away here for months and months and long into autumn even displaying flowers after the leaf has fallen in a mild winter. These plants grow to around 4ft in height with, eventually, a similar spread. They do not really need any pruning but every 10 years or so cutting them back to say 12-24in of stem

or trunk will rejuvenate the plants at the expense of any flowering for a year or so. *F. magellanica* has long slender flowers with a scarlet calyx and violet petals.



Hardy Fuchsia after autumn pruning



Hardy Fuchsia after autumn pruning



Hardy Fuchsia after autumn pruning



Fuchsia magellanica



Fuchsia magellanica



Fuchsia magellanica



Fuchsia magellanica 'Alba'



Fuchsia magellanica 'Alba'



Fuchsia magellanica 'Alba'



Fuchsia magellanica
'Versicolor'



Fuchsia magellanica
'Versicolor'



Fuchsia magellanica
'Versicolor'



Fuchsia magellanica
'Versicolor'



Fuchsia 'Riccartonii'



Fuchsia 'Riccartonii'



Fuchsia 'Riccartonii'



Fuchsia 'Riccartonii' and
Ionicera nitida
'Bagessons Gold'



Fuchsia 'Riccartonii' and
tetrapanax papyrifera



Fuchsia exorticata



Fuchsia exorticata



Fuchsia exorticata



Fuchsia exorticata



Fuchsia hatschbachii



Fuchsia hatschbachii



Fuchsia hatschbachii

F. 'Lady Boothby' and F. 'Lady in Black' are both hardy climbing fuchsias which can easily grow 8-10ft up a wall or fence. They will need a bit of tying in to get them going and to prevent them being blown about but the overall effect of large fuchsia flowers which you can look up at from below is spectacular. Again, these plants can be pruned from time to time to rejuvenate them, but they will regularly put up vigorous new shoots from the base anyway.



Fuchsia 'Lady Boothby'



Fuchsia 'Lady Boothby'




Fuchsia 'Lady Boothby'



Fuchsia 'Lady Boothby'



Fuchsia 'Lady in Black'



Fuchsia 'Lady in Black'

F. microphylla is a small shrub growing to around 3-4ft under glass. It is often used to break up summer bedding but is generally of limited hardiness outdoors. The tiny, solitary, but abundant flowers are normally pink or red.



Fuchsia microphylla



Fuchsia microphylla



Fuchsia arborescens



Fuchsia arborescens



Fuchsia arborescens



Fuchsia arborescens




You can see photographs of all the varieties which we offer below. These plants will need an annual prune back in spring to near ground level after a cold winter to encourage vigorous new growth and regeneration. In Cornwall, after a mild winter, where it is not at all unusual for some of these varieties to hold flowers well into December (even with few remaining leaves) this may well not be necessary every single year.

'Chilli Red' – compact habit with buds like chilli peppers.




Fuchsia 'Chilli Red'



Fuchsia 'Chilli Red'



Fuchsia 'Chilli Red'



Fuchsia 'Delta's Sara'



Fuchsia 'Delta's Sara'



Fuchsia 'Delta's Sara'

'Fairy Lights' – compact habit and pale pink flowers with rose centres.



Fuchsia 'Fairy Lights'



Fuchsia 'Fairy Lights'



Fuchsia 'Genii'



Fuchsia 'Genii'



Fuchsia 'Hawkshead'



Fuchsia 'Hawkshead'



Fuchsia 'Hawkshead'



Fuchsia 'Hawkshead'



Fuchsia 'Sunray'



Fuchsia 'Sunray'

View this video on Youtube here <https://www.youtube.com/fnAIJVXzVsc>

Six Weeks After Pruning - Video Tip

After hard pruning this fuchsia in part one of this video, here you can see the regrowth six weeks later.

View this video on Youtube here <https://www.youtube.com/aMZnvueuXzY>

Fuchsia Procumbens

View this video on Youtube here https://www.youtube.com/XW34_zaa9pM

Propagation Fuchsia Arborescens - Video Tip

View this video on Youtube here <https://www.youtube.com/nZ-fuATSZ-Q>

Fuchsia Hardwood Cuttings - Video Tip

View this video on Youtube here <https://www.youtube.com/hD89TCgAJt0>

Burncoose Nurseries: Gwennap, Redruth, Cornwall TR16 6BJ

Telephone: +44 (0) 1209 860316 Fax: +44 (0) 1209 860011 Email: info@burncoose.co.uk

© Burncoose Nurseries 1997 - 2024