

Vaccinium - Growing Guide

Vaccinium Care Guide

GROWING VACCINIUM


Blueberry

The vaccinium species and varieties which we grow can perhaps be divided between those which are deciduous, and are grown primarily as a fruit crop, and those which are evergreen ornamental garden shrubs which may also have edible berries.


V. corymbosum and a cultivated/improved fruiting variety called V. corymbosum 'Blue Suede' are definitely grown as fruit crops. The bushes grow to around 4-5ft with a similar spread. The long green leaves turn yellow or red in autumn. These plants flower in spring and early summer with terminal racemes of cylindrical white flowers which are followed, in early autumn, by ripe blue-black juicy and edible berries – 'blueberries'. If named varieties of blueberry are grown to produce a crop the plants need to be grown in a netted cage to keep the birds away. Cropped varieties require hard pruning most years as the flowers and fruit appear most prolifically on young new growth. They are not too fussy about soil conditions, but the soil needs to be well drained.



Vaccinium corymbosum



Vaccinium corymbosum



Vaccinium corymbosum



Vaccinium corymbosum



Vaccinium corymbosum



Vaccinium cylindraceum



Vaccinium cylindraceum




Vaccinium cylindraceum



Vaccinium cylindraceum



Vaccinium ovatum



Vaccinium ovatum



Vaccinium ovatum



Vaccinium ovatum



Vaccinium ovatum



Vaccinium ovatum

All species can readily be grown from their seeds set in a cold frame in the autumn or they can be propagated from greenwood cuttings on deciduous species in early summer. Late summer is the time for semi-ripe new growth cuttings on evergreen varieties.

Burncoose Nurseries: Gwennap, Redruth, Cornwall TR16 6BJ

Telephone: +44 (0) 1209 860316 Fax: +44 (0) 1209 860011 Email: info@burncoose.co.uk

© Burncoose Nurseries 1997 - 2024